



February 2020 Volume II, Issue 2

AS WE APPROACH OUR MEMBERSHIP MEETING February 11th, (Elks Lodge, Keene at 6:30 PM) let us remember the importance of the issues we will be addressing at the meeting. Refer to the letter you received in the mail and bring your questions with you to the meeting. If you are unable to attend, please do use the Proxy Form that was mailed to you and find someone you trust to vote in your stead. This is YOUR Range and it is your responsibility as a member to get involved in its governance. See you there!

You may have been seeing some changes at the Range! For those of you fair weather shooters, you will soon see that we have been busy at work to ensure that Ferry Brook Range is and remains a safe and fun place to shoot.

We have been busy working on addressing the emergency and trauma needs for our Range. As part of that plan, we have been holding monthly RSO meetings and offering training for CPR/AED and bleeding control. We do hope to never have to use these skills but IF we do, we aim to be prepared. You will read further in the Newsletter about the

installation of an automated external defibrillator (AED) in the Clubhouse. Trauma kits have been installed in the following locations: the Clubhouse (immediately inside the front door); the Rimfire Range (easy access to the Trap Fields); Pistol Bay 1 and then, Pistol Bay 2 (for easy access to the Carbine Bay, and Pistol Bays 2 through 5. These are to be used only by RSOs or trained personnel. They have a break away cable to make sure that no one indiscriminately opens the box and handles the contents. They are for emergencies only and our trained

Continued on page 8

View from the ... **GENERAL MANAGER'S DESK**

MY HAIR HURTS

I always try to make this bit of writing for the FBR Newsletter upbeat and informative. As I sit down to write for this February issue, it's been very difficult getting into that upbeat place. The title of this column is a phrase I heard years ago whilst I worked in Gotham. It keeps rattling around in my head.

At a particularly difficult meeting, where much was being said, but little was being communicated, the person running the meeting called a halt to the proceedings by saying that we had to stop because her "hair hurt". I felt this phrase was a particularly apt way to describe the mental anguish that builds during one of those awful meet-

ings with which, I suspect, we all are familiar.

Well, these days with all that is going on in Concord regarding our beloved shooting sports and additionally and seemingly following a rather sophisticated plan, across the country, Virginia for example, my hair hurts, and I don't have very much!

Mom and Dad taught my sister and I to be kind to all. Live and let live was a value that we all held dear. Be responsible for your own actions and your own life. Help those in need and be strong and firm with those causing trouble.

A number of you have suffered through the recounting of my Dad's introduc-

tion to me of the shooting sports. I got my first rifle at nine years of age. It was this sweet little Mossberg Model 152K, bolt action, magazine fed 22 LR rifle with an interesting feature, a fold down front rest. How I loved that gun and its, most likely, pretty weak little optic.



Where did I shoot it? Well, Dad actually built a range for me in the basement of our house on Court Street in Keene. He taught me firearms safety and

Continued on page 8

FEBRUARY & MARCH 2020 — EVENT CALENDAR

Saturday, February 1

RSO John Westover
Membership

Open Trap & 5 Stand 10 AM practice open

Sunday, February 2

22LR Winter Shoot — Pistol

9 AM Pistol Bay 1

Monday, February 3

RSO meeting 6:30 PM

Tuesday, February 4

22LR Winter Indoor Shoot 6 – 8 PM

ELMM Center, Winchester, NH

Wednesday, February 5

Open Trap Noon open to the public.

Saturday, February 8

RSO Patrice Nesbitt
Membership Konrad Sypko

Open Trap & 5 Stand

10 AM practice open to the public

Tuesday, February 11

MEMBERSHIP ANNUAL MEETING

ELKS LODGE, KEENE

5:30 PM SOCIAL HOUR

6:30 PM MEETING

Saturday, February 15

RSO David Gaillardetz
Membership Bill Stearns

Open Trap & 5 Stand

10 AM practice open to the public

Sunday, February 16

22LR Winter Shoot — Rifle

8 AM TO 1 PM Pistol Bay 1

Tuesday, February 18

22LR Winter Indoor Shoot 6 – 8 PM

ELMM Center, Winchester, NH

Saturday, February 22

RSO Jeff Fifield
Membership Ron Hitchings

Open Trap & 5 Stand

10 AM practice open to the public

Tuesday, February 25

22LR Winter Indoor Shoot 6 PM

ELMM Center, Winchester, NH

Wednesday, February 26

Open Trap Noon open to the public.

Saturday, February 29

RSO Dan Shepardson
Membership Patrice Nesbitt

Open Trap & 5 Stand

10 AM practice open to the public

Tuesday, March 3

22LR Winter Indoor Shoot 6 – 8 PM

ELMM Center, Winchester, NH

Wednesday, March 4

Open Trap Noon open to the public.

Saturday, March 7

RSO David Gaillardetz
Membership Marilyn Huston

Open Trap & 5 Stand

10 AM practice open to the public

Tuesday, March 10

22LR Winter Indoor Shoot 6 – 8 PM

ELMM Center, Winchester, NH

Wednesday, March 11

Open Trap Noon open to the public.

Saturday, March 14

RSO Chris Sullivan
Membership Ron Hitchings

Open Trap & 5 Stand

10 AM practice open to the public

Tuesday, March 17

22LR Winter Indoor Shoot 6 – 8 PM

ELMM Center, Winchester, NH

Wednesday, March 18

Open Trap Noon open to the public.

Saturday, March 21

RSO Jenifer Marchesi
Membership Patrice Nesbitt

Open Trap & 5 Stand

10 AM practice open to the public

Tuesday, March 24

22LR Winter Indoor Shoot 6 – 8 PM

ELMM Center, Winchester, NH

Wednesday, March 25

Open Trap Noon open to the public.

Saturday, March 28

RSO Ron Hitchings
Membership Konrad Sypko

Open Trap & 5 Stand

10 AM practice open to the public

9 AM High-Power Offhand Match
200 yds

General Manager

Peter Crowell

603-352-8563

gm@ccfandg.org

Hours

Monday, Wednesday, Friday

10 AM to 3 PM

Membership

Saturdays 9 AM to 1 PM

at the Clubhouse

Help Wanted!

Clubhouse Café is in need of volunteers to cook and clean! Patrice will be leaving in mid-February.

22LR WINTER SHOOTS

Sunday, February 2, 2020 (see Calendar)

Sunday, February 16, 2020 (see Calendar)

Description: Event closes the bay for general use during this time. A modest amount of heat may be provided!

Format: Start with 8 rounds of 22LR, shoot at 8 metal knock-down targets in 15 sec 4-station rotation; 25 yds for rifles Fee: \$10

Contact: Bryon Austin baustin2@ne.rr.com (603) 352-9487 leave message.

ANNUAL MEMBERSHIP MEETING

February 11th at the Elks Lodge
81 Roxbury Street
Keene, New Hampshire.

The Social hour starts at 5:30 PM catered hors d'oeuvres.

Meeting starts at 6:30 PM

Proxy forms will be mailed to all of the membership at the end of January. Watch for it in your mail. Your presence at the meeting is very important but, if you absolutely cannot make the meeting, please find someone who will vote in your stead and give them a signed proxy form. 🐾

NEWSLETTER DISTRIBUTION

Clubhouse

ATM Guns & Ammo, Keene

Good Fortune, Keene

Sam's Outfitters

Keene & Brattleboro

Monadnock Firearms, Fitzwilliam

YBA Muffler & Brake, Swanzey

Greater Keene

Chamber of Commerce

Davis Oil, Keene

Veteran's Halls

Swanzey P.D.

Keene P.D.

Trader John, Winchester

Angie's Pizza, Swanzey

Gomarlo's, Swanzey

Alstead Gun Shop, Alstead

We need help getting the Newsletter out to these locations. Let us know if you would like to be a distributor. We would like to have it available throughout the county. 🐾

High Power Schedule 2020

March 28 Sat. Offhand match 20 rounds @ 200 yards 9 AM

April 4 Sat. Offhand match 20 rounds @ 200 yards 9:00 AM

April 19 Sun. NHHP League Match #1 8 AM

April 26 Sun. 600-yd Mid-Range Prone Clinic 9 AM to 4 PM

April 30 Thurs. 600-Yard Practice (Start 9 to 12 and 4 PM till dusk (every Thursday through the season) Open to all shooters between 12 and 4 PM

May 3 Sun. NHHP League Match #2 8 AM

May 17 Sun. 600 yard Mid-Range prone NRA Approved 3 x 20 rds.

May 24 Sun. NHHP League Match #3 8 AM

May 31 Sun. 600-yd Mid-Range prone NRA Approved 3 x 20 rds. Mini-Palma tryout & Benefit

June 6 Sat. Garand Match Schedule "B" 200 Yards 8 AM (or Service rifle clinic)

June 7 Sun. NHHP League Match #4 8 AM

June 21 Sun. 80 round NRA Approved (or Sniper Match)

June 28 Sun. 600 yard Mid-Range prone NRA approved Mini-Palma Benefit

July 12 Sun. 600 yard Wind Reading Clinic

July 19 Sun. NHHP League Match #5 8 AM

July 25 Sat. Garand Match Schedule "B" 200 Yards

August 2 Sun. 80 Round NRA Approved

August 9 Sun. 600 yard Mid-Range prone NRA Approved 3 x 20 rds.

August 23 Sun. NHHP League Match #6 8 AM

August 30 Sun. EIC Rifle leg match 8 AM

September 6 Sun. NHHP League Match #7 8 AM

September 19 Sat. Mini-Palma Match 9 AM to 4 PM

September 20 Sun. 600 yd. Mid-Range State Championship 9 AM

September 27 Sun. Sniper/vintage service rifle match/midrange 300 & 600yds.

October 4 Sun. 600 yard Mid-Range prone NRA Approved 3 x 20 rds.

FERRY BROOK RANGE NEWSLETTER



About us
Cheshire County Shooting
Sports Education Foundation
[CCSSEF]
a 501(c)(3) organization

Published monthly

Distribution:

- Print 300 copies
- Clubhouse
- Local businesses
- Chamber of Commerce
- Events
- Ferry Brook Range (aka CCSSEF website)
- Mail subscriptions are available
- 1,100+ email
- Join us at the Ferry Brook Range group on Facebook

Article submissions and advertising due by the 24th each month. Contact me for advertising rates!

Patrice Nesbitt, Editor

603 499-3074

membership@ccfand.org

Checks payable to CCSSEF

Ferry Brook Range Newsletter
PO Box 233
Keene, NH 03431

FERRY BROOK JUNIOR SHOOTERS

by Larry Parter

We will be shooting our 2020 NRA Junior Sectional events in February. Our 4-Position Match is at Blue Trail Range in Connecticut. Our 3-Position Match is in Northfield, Vermont. Our Air Rifle Match will be in Hudson, New Hampshire. 2019 NRA Sectional match results are still available at the link below. Our 4-Position score was outstanding in 2019 and placed us **7th in the Nation. Very commendable!** Our 2019 4-Position Team was Ashley, Kyle, Natalie and Evie.

Our plan for 2020 Summer activities will be the CMP National Matches at Camp Perry in July. We hope our Air Rifle Team qualifies for the National Matches in July. We expect to send several athletes to the CMP Smallbore/Air Rifle Camp and also a few athletes attending the National Smallbore Championships. We're looking forward to it! It's been our Summer vacation spot since 1984!

Our current indoor roster has 18 active athletes in our rifle program. One of the negative aspects of NOT having our own indoor range is when we transition from Saturdays and from Keene we lose several athletes! We are so fortunate to have the PETERBOROUGH SPORTSMEN'S CLUB to provide us with an indoor range to conduct practice and matches. They

take very good care of us. We just held our New England Indoor Prone Match in December and had 52 entries from shooters from NH and MA. Our CMP 3-Position Air Rifle State Championships and POSTAL Matches were in January. We hope to again qualify for the CMP 3-Position Air Rifle Regional Championships at Camp Perry in March. Our Travel Team athletes will be busy this winter competing in NRA Sectional Matches and Junior Olympic Tryouts around New England.

Meet our 2019 sponsors!

**Mia Capelli Hair Salon
the CAR Family
Freedom Hill Gear**

**Our 2019 Sponsors also included;
Dave Polonsky, Matt Morgan, Bill Strumski, Keene Door, Kevin Wheeler (Keene Transmission), Lee Sprague, Jay & Allison Davidson and Ever-source's match to the Davidson's donation.**

We appreciate the support of all our sponsors. PLEASE SUPPORT our local businesses that generously donate to our youth program. These donations help us send our shooters to Regional/National Championships and Camps. Please consider donating to the Junior Rifle Team! With travel, equipment, awards, range & entry fees and ammunition, our annual budget is over \$10,000.

NOTES ON OUR ACTIVE ALUMNI (shooting, college & military)...

Tobin is in his Senior year at the University of North Georgia shooting with the UNG Nighthawks. Andrew Solomonides graduated

last spring from the West Point Army Black Knights rifle team.

Winter Adult Smallbore 4-Position Rifle League

If you're interested in the Friday night adult 4-Position smallbore rifle league for this winter, we have a couple of target rifles with scopes that can be signed out to members. This started on January 10th.

Contact Larry Parker, Sr or Neil Jeneral for details about Smallbore rifle shooting. smallbore@ccfandg.org or 600yard@ccfandg.org

Winchester Rifle Range OPEN Shooting for CCSSEF Members

For 2020, we will have a Range Safety Officer at the ELMM Community Center Rifle Range on Tuesday evenings from 6 to 8 PM, for OPEN .22 rifle and pistol shooting. We generally have a week night open for members to shoot indoors at no cost. Just bring your .22 firearms, ammunition and targets. 🦋

Larry Parker



GOOD FORTUNE JEWELRY & PAWN
New, Pre-Owned & Estate Jewelry
Jewelry Repairs & Ring Sizing
Firearm Transfers & Loans
Gold & Silver Coins
Tools, Instruments & Electronics
110 Main Street, Downtown Keene
603-357-7500 • www.goodfortunejewelry.com



PAN Design
Engraving & Awards
(603) 499-3074
patrice@panawards.com
Engraving ♦ Awards ♦ Trophies
Signs ♦ Gifts ♦ Personalization

GUN REVIEWS

by Jack Zeller

Varmint Rifle Testing at Long Ridge — A Brief

Over last winter without snow to snowmobile on, I got a hankering to buy a lightweight super accurate inexpensive dedicated coyote rifle. I'd been lugging my duty M-4, which I am plenty happy with, but you know how it goes... Oh, and my 6-pound Model 70 30-06 shoots $\frac{3}{4}$ -inch groups all day long with 110 grains, so I didn't NEED a coyote rifle. *Just say'n.* So I sold two rifles I owned, and researched cheap accurate varminters. It was a toss up between .223 and 22-250, but settled on .223 for cost and availability. After about two months of research I settled on the two rifles you see below, the first is a Savage Model 11 with hinged floor plate, pillar bedded composite stock, and accutrigger. The 22-inch barrel is free floated. Everything I read about Savage proclaimed great accuracy. It is not a guaranteed MOA rifle though.



This Savage does not have a crowned muzzle which I do prefer. The barrel while free floating requires a rest just forward of the floor plate however, because resting this gun at the fore end will bend the stock

enough that it touches the barrel, and before I figured that out I was getting 2-inch groups. While pillar bedded it did not come with the accustock. The accutrigger is excellent, zero creep, just about perfect let off. Superior to the Thompson I felt. The gun felt good, came up well, and is well worth its price. I limited myself to sixty rounds with each rifle. The Savage turned out to be a tad more accurate by my measurements. Practically speaking it probably is not superior innately, but it does come with a 1-in-9 twist so it shot certain bullets (heavier) more accurately. With skinny guns like this I do 3-shot groups. The first three shots though this little Savage were American Eagle 55 grain full metal jackets from Federal. These first three shots measured an astounding .526 inches (I measure outside to outside minus caliber). I was thrilled and ready to sell the TC before I even shot it. Then I ran into the stock issue and ran a series of 1.5 to 2-inch groups. Once that was figured out, I never did match that first group, but regularly achieved .75-inch groups with the Federals, Hornady 60 grain TAP, and Ultra-max 55 grain SP remanufactured rounds. The largest group this rifle fired measured a cool .875 inches. Now I do know from research that Savages come with rough barrels, and the more you shoot them, the more accurate they tend to become. For less than \$550 bucks in rifle and rings, this baby is a tack driver. And, you can carry it all day long. It is for sale, see why below.

Second rifle my research led me to is the Thompson Center Venture



Predator. This rifle comes with a MOA accuracy guarantee, an adjustable trigger, fluted barrel which is also 22 inches and free floating. Personally I prefer the look of the TC over the Savage, probably because I wore camouflage for so many years.

Both rifles weigh in about 6 $\frac{1}{2}$ pounds sans scope. Both were accuracy fired using the same Leupold 3.5x10 AO scope.



I just plain liked the looks of this rifle to begin with, and I always wanted a fluted barrel for some reason. This Venture Predator just flows to the shoulder. I don't believe any other rifle I've ever picked up for woods work ever came as close to my model 70 for fit and feel. The muzzle is target crowned. This rifle comes with one removable box magazine. Why rifle manufacturers won't in-

clude two is beyond me. Normally I prefer a hinged floor plate but the Savage could not be loaded from above with it closed so there was no advantage there.

The magazine was extremely difficult to remove initially, and frankly I had to dress up the magazine catch with a fine file before it became doable. I did not bother to adjust the trigger on this rifle, as it is new and will break in. It has just a bit of creep to it, but lets off quite well. The Savage trigger is better. Initially the bolt was difficult to close — just approaching lock up it required major effort. The Savage was not much better in this respect, but the TC definitely took more effort, and quick follow up shots would be impossible. I finally lubed the bolt lugs with Mili-Tec, and this fine metal lube cut the effort in half. Interestingly enough, after 60 rounds the lugs show zero contact wear at all. A mystery. An advantage of the TC is that it has fewer parts than the Savage. Just the Savage bolt has more parts than my entire model 70.

OK, so how did it shoot? I used the same 60 rounds as I did in the Savage, and the TC definitely shoots MOA, but prefers different loading because of the 1 in 12 rifling. The American Eagle in this gun shot at 1½-inch groups. Remember the ½-inch group in the savage? Then we got to Hornady 60 grain TAP rounds that consistently gave me ¾-inch groups. Next through the rifle was the Federal 69 grain match

rounds. I was shocked to find this rifle shooting no better than 3-inch groups. No good!

On to remanufactured Ultamax 55 grain soft points, and back to consistent ¾-inch groups. I might add that in most of these ¾-inch groups the first two rounds were touching. (barrel warming?)



So, here are the results of my unscientific testing of the two rifles:

Fit and finish: TC Venture Predator by a hair

Aesthetics: TC Venture Predator

Weight: tied

Trigger: Savage 11 by a hair

Accuracy: Savage 11 by .25 inch

Price: Tied

Loading/unloading: tied

Heft and body fit: TC Venture Predator

CONCLUSION

I chose the TC to keep. I believe that I can wring another quarter inch of accuracy out of it with other loads, and breaking in and then adjusting the trigger. Both rifles exceeded my

expectations of an inexpensive light varmintier. Rifles this accurate 30 years ago would have been \$2,000. For five bills you cannot go wrong with either one. I prefer the looks and feel of the TC, but was not displeased in any fashion by the looks and feel of the Savage. Purely a per-

sonal choice. Better trigger on the Savage. Better barrel on the TC. If I were to keep the Savage I might consider having it fit to an Accustock. So there you have it! Anyone looking for a Savage coyote gun? 🐾

Jack Zeller

RSO NEWS

Two RSOs recently achieved Chief Range Safety Officer certification—Congratulations to Otto Busher III and Patrice Nesbitt! We encourage any member interested to become an RSO or CRSO to help the Foundation. Classes are being prepared for in-house training, and are otherwise scheduled on the NRA website.

The CPR/AED class January 14 had 19 CCSSEF members, including 14 RSOs, that received/renewed certification for 2 years. A recertified AED has been purchased and is installed in the Clubhouse, along with one Trauma/Bleeding Control Kit. Stop the Bleed training was held January 26 and drew 29 club members including 17 RSOs. There will be additional training available for those interested. Again, all members are encouraged to take advantage of training opportunities. The benefit may be on the range, at home, or anywhere in between. No one knows when a medical emergency will occur!

All First Aid boxes have been refilled and placed. The additional 3 Trauma/Bleeding Control Kits will be installed by the beginning of February, along with reflective locator signs and Emergency Procedures and Maps. Signal horns are being placed in locations around the range to indicate Range-wide Cease-Fire during an emergency. Membership-wide communications are forthcoming regarding the details and use of this equipment. The new SOPs are being finalized and should be available to all this Spring.

Jenifer Marchesi
Assistant to the CRSO




Ryan M. Goodell
Voted Best Local Realtor®
Quality - Experience - Excellence
Region's most successful marketing plan!
603-313-7541
RyanGoodell@masiello.com
603.352.5433 • 69A Island St, Suite 3 • Keene

Better Homes and Gardens
REAL ESTATE


THE MASIELLO GROUP

NEW HAMPSHIRE BOWMEN

NORTH BRANCH BOWMEN has been getting together at the Keene Recreation center every Tuesday evening immediately fol-



lowing our youth archery program. We also meet on Sunday afternoons from 12 to 3 PM for open shooting. Cost for target fees is \$5 and we have some basic equipment which we can set up beginners with at no additional charge.



We held our first leg of the New Hampshire Bowmen's Grand Slam at the Keene Rec Center on January 18th & 19th with 36 competitors from New Hampshire, Massachusetts and Vermont. This is the first of three events. This was our Vegas 600 round at 20

yards and is always a good warm up for those heading to the Lancaster Classic in Pennsylvania where several thousand shooters compete from all over the country at the end of January each year.

The next event to be held at the recreation center will be held March 1st and it will be an NFAA 300 round on the official blue and white 5 spot or single spot targets.

There will be no shooting on Tuesday February 11th for voting and also again on March 10th due to town meetings. Archery continues all through February and March. For more information go to North Branch Bowmen's Facebook page or the state Facebook page <https://www.facebook.com/North-Branch-Bowmen-114009662332449/> or contact Dan Deyo (603) 209-6721 or Mike Wright (603) 209-8007.

Dan Deyo



WHAT ABOUT THOSE MSEs?

AIM4NH, the youth shooters of the American Trap Association, have been busy this winter. Each shooter is responsible for participating in MSEs, or MONTHLY SHOOTING EVENTS—year round. Our youth participate in winter leagues across the state to get their scores. MSEs are essential for our athletes to be competitive for scholarships and awards on the state, regional and national levels. MSEs are a challenge in New Hampshire through the winter, but our AIM4NH squad is getting it done!

Edie Allyn-Page



.22 RIFLE and PISTOL MATCHES

Rifle: Jan 19, Feb 16, March 15

Pistol: Feb 2, March 1 and March 29

Pistol Bay 1 -- Registration - 8:30 a.m. Event 9:00 a.m.

You will have 15 seconds to hit eight steel plates. Competitors will fire eight shots at four different stations for a total of 32 plates. The match will consist of three rounds of 32. The event will consist of at least two matches.



For more information, contact Bryon Austin at baustin2@ne.rr.com (603)352-9487 Leave



RIFLE MATCHES 2020: January 19th February 16th & March 15th

PISTOL MATCHES 2020: February 2nd March 1st & March 29th

PISTOL BAY 1

Registration— 8:30 AM

Event 9:00 AM

For more information contact Bryon Austin at baustin@ne.rr.com 603 352-9487

Classifieds

Ithaca Model 37 Featherlight 2 ¾ Chamber \$400

Remington Speedmaster Model 241 Speedmaster 22LR 1951 DOM \$600

Winchester Model 290 22L or 22LR \$150

Smith & Wesson Model 544 Texas Commemorative 44-40 Texas 150th Anniversary \$800

AMT Backup 22LR \$150

Ruger Model 77 270Cal w/ Leupold scope \$500

Mossberg 500 12Ga Camo, 2 Barrels \$250

Mossberg 500 12Ga Pistol Grip 2 Barrels \$190

Remington 50Cal Black Powder Rifle \$150

Call Jack Commerford 603-762-4707 w/ offers or questions

All transfers will be done by an FFL dealer!

Continued from page 1

maintenance and I actually took care of all of his and my uncle's guns. They were locked in a special room in our basement all clean and rust free. I can still hear Dad's safety lessons rattling around in my now many years older brain.

It was a different time. I was not aware of any folks who thought we were doing anything bad. I was not aware of anything that cried out for "common sense" regulating. When we went on vacation to a great farm on the St Lawrence river in upstate New York, my little gun came along to be shot in a big sand pit the farmer let me use. I don't remember any concerns about taking my gun across state lines.

Today, I feel pummeled every day by news of more and more restrictions NEEDED to keep us all safe from "gun violence". Yes, this in the state that ranks 49th out of 50 states for violence. I take all of this very personally because the roots of my love of shooting run very deep as you can see from above. Also, the live and let live value so strongly instilled in my sister and me is constantly challenged by those who seem to relish telling others how to live their lives.

I am not sure how to address my angst in this matter. I am older and won't have to deal with it much longer, but somehow this does not release me from all of the hurt being placed upon my hair.

Peter



personnel will maintain these on schedule.

We are preparing for a class for new RSOs and those who need retraining. Please contact our Chief Range Safety Officer (CRSO) if you are interested in training to become an RSO.

SAFETY AT FERRY BROOK RANGE IS PARAMOUNT!

ALWAYS Keep The Gun Pointed In A Safe Direction

This is the primary rule of gun safety. Common sense dictates the safest direction, depending on different circumstances.

ALWAYS Keep Your Finger Off The Trigger Until Ready To Shoot

When holding a gun, rest your finger alongside the frame and outside the trigger guard. Until you are actually ready to fire, do not touch the trigger.

ALWAYS Keep The Gun Unloaded Until Ready To Use

If you do not know how to open the action or inspect the chamber(s), leave the gun alone and get help from someone who does.

Know your target and what is beyond.

Be absolutely sure you have identified your target beyond any doubt. Equally important, be aware of the area beyond your target. This means observing your prospective area of fire before you shoot. Never fire in a direction in which there are people or any other potential for mishap. Think first. Shoot second.

Know how to use the gun safely.

Before handling a gun, learn how it operates. Know its basic parts, how to safely open and close the action and remove any ammunition from the gun or magazine. Remember, a gun's mechanical safety device is never foolproof. Nothing can ever replace safe gun handling.

Be sure the gun is safe to operate.

Just like other tools, guns need regular maintenance to remain operable. Regular cleaning and proper storage are a part of the gun's general upkeep. If there is any question concerning a gun's ability to function, a knowledgeable gunsmith should look at it.

Use only the correct ammunition for your gun.

Only BBs, pellets, cartridges or shells designed for a particular gun can be fired safely in that gun. Do not shoot the gun unless you know you have the proper ammunition.

Wear eye and ear protection whenever you are on a hot range.

Observe our Range rules!

Use both flags! This has been a rule ever since the road was constructed between the 50/100 and the 200 yard ranges and for good reason. Please remember to put up and take down the flags after everyone has returned from down range.

Patrice



USE BOTH FLAGS WHEN GOING DOWN RANGE

BEFORE GOING DOWN RANGE

There must be a CEASEFIRE on both ranges (50/100/200)

**OPEN ACTIONS
REMOVE AMMUNITION SOURCE (magazines)
Insert Chamber Flag**

**DO NOT TOUCH FIREARMS at any time
people are downrange and step
back from them**

**Put BOTH FLAGS UP before anyone goes
down range and TAKE THEM DOWN
when EVERYONE has come back**

Business Spotlight!

ATM AMERICAN TRIKE & MOTORSPORTS GUNS & AMMO

A friend asked me to help out a local business for a couple weeks at the end of 1988. I did and 30 odd years later, here we are!! I love a challenge, I love sales, and I was totally enamored with the motorcycle business. We travel strange roads sometimes; often taking us to new adventures.

I worked in all aspects of Cycle Design from office to the store; I have never learned to wrench so I leave that to the experts. Over the years, I went to school for powersports dealership management (yes, it is a real "thing") and then became the General Manager.

In 2008, Doug was doing more and more trike conversions. We had an employee who wanted to run a second store and I think, Doug was ready for another adventure. American Trikes & Motorsports was born. specializing in conversions, parts, accessories and service.

Just as I had started for a "couple weeks," Doug went to Keene to get the store on its feet and has never left! He loves a challenge as well and the timing of the opening certainly was challenging for all of us.

Doug was looking for something to augment sales and came up with the gun idea. We received our FFL in 2014.

Another road and an even greater challenge for me. I had never really been around guns and honestly, didn't care to. Over the years, I have learned to respect and enjoy this as well.

The best thing I did was to go to the Women On Target Shooting Clinic [Ferry Brook Range]. So much knowledge was given by so many people, everyone was great about sharing and no one made comments regarding someone who was so ignorant.

Thank you, I think I just found another road—shooting!

Jayma


**American
Trike & Motorsports**

THE ATM FOR FUN

223 Winchester Street Keene, New Hampshire 03431
(603) 354-7740

9 AM to 6 PM Monday through Saturday

QUALITY SERVICE • PROFESSIONALISM • TRUSTWORTHINESS • RELIABILITY & NOW...

ATM BIKES & BULLETS

BECAUSE FUN MATTERS!! IN TAX FREE KEENE, NH

GUNS & AMMO

ACTION PISTOL

BY WALT LEWANDOWSKI



It is almost time to dust the cobwebs off of your pistols and start thinking about crawling out to the range. If you, like me, have had it with dry-fire practice all winter and are anxious to make some noise, then please consider joining us for the upcoming Action Pistol season.

Wednesday afternoon practices will start April 1 and the first match will be April 25th. Weather permitting of course and you know how nice the spring weather can be.

So, what is Action Pistol?

Well, it is a very popular, competitive and fun handgun activity. Instead of standing in front of a stationary target, you will be firing at targets that well may be moving! Or you may be moving or the targets may appear then hide behind a barrel or a non-threat may suddenly appear. Hitting one target may start a chain reaction of targets appearing then disappearing. Targets may be hidden such that as you move thru the stage, they must be engaged as you see them. Some targets may charge at you, others may retreat.

The stages are designed to mimic some real-world scenario. For example, you hear a noise in your home and on the way through the rooms to protect your sleeping child, you confront some intruders.

Other stages are more whimsical, designed to be fun while still testing your gun-handling skills. You may be required to carry a stuffed animal while shooting with your strong hand only. Why? well, you may have to defend



yourself because your shoulder was injured or you may actually have to carry someone (or Fluffy, our mascot) to safety.

Still other stages are simply skill tests. There may be a certain number of targets and you are allowed a certain number of rounds. Here, accuracy and reloading skills become important.

We may have a stage that requires you to use a second firearm. A shotgun or .22 cal rifle may be placed for you to use as part of a stage.

Shooting through a window or even shooting while sitting in a car are possible scenarios. Yes, sitting in a car. The carhops at Sonic just may not be who they appear to be!

Then there is the Texas Star! This is simply a set of 5 plates, engaged from 10-12 yards. It is only 5 targets that fall off as you hit them. How hard can it be? 5 rounds and you're done, right?

Well, I've seen it done in 5 shots and others have gone through 50+ rounds with plates still there, laughing at you!

A match will almost always include a Steel Challenge, like the Texas Star or something else to gauge your speed and accuracy.

A USPSA type stage will be included from time to time. Unlike IDPA, these stages feature a high round count without the ammunition restriction of IDPA rules.

Should you also want to use your pistol caliber carbine in a match, no problem. You will have the opportunity to use both your pistol and PCC if you want.

While competitive, it is really you competing against yourself and the clock. Here is the chance for you to hone your skills and learn at your own pace.

For our Wednesday afternoon sessions, I usually set up a small stage designed to highlight some skill. Here, you can both practice by running the stage

many times, seeing where you need improvement while giving our new shooters a small taste of an actual match.

We may also set up some drills designed to improve your draw and fire speeds or mag changes. Strong or support hand shooting will be practiced as well.

The Action Pistol group consist of shooters of all skill levels and we share tips and techniques freely.

Everyone who participates will work at their own level and pace. The program provides a friendly, non-competitive atmosphere.

Safety is stressed. You will learn range commands and gun handling safety will become second nature. The program is run as a cold range, meaning only the shooter at the line is allowed to load their firearm. When done, they are led through the unloading procedure and checked by the safety officer.

For multiple shooters on the line, you will be told when to load, shoot, and then unload under supervision.

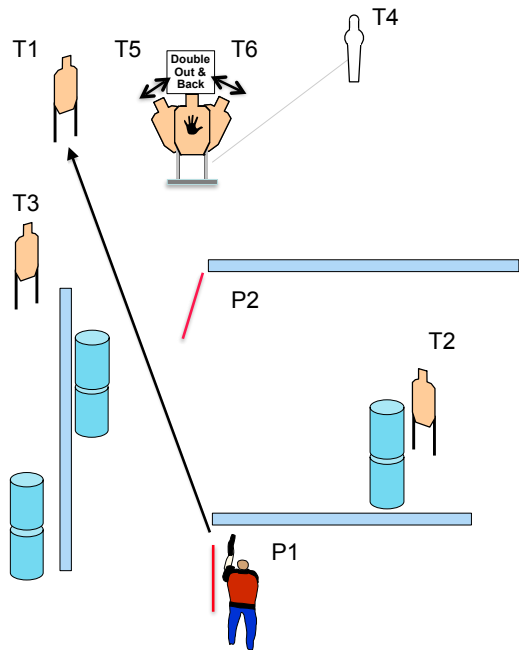
From new shooters through the most experienced shooter, we all follow these rules.

So why participate? Well, if you are interested in IDPA but know nothing about it, here is your chance to see. After a short time, you will be totally familiar with how an IDPA match is run and you will be fully prepared to participate in any match.

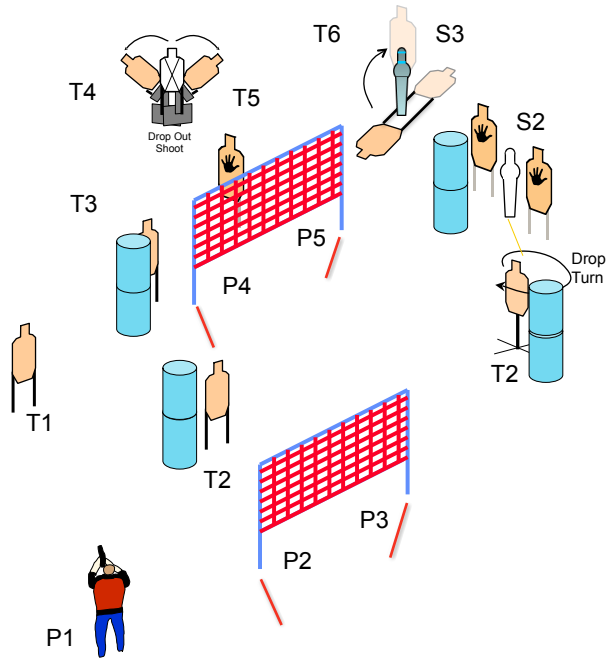
If that is not for you, no problem. You will at least get to practice with what you carry and learn some useful pistol handling skills. What we are not is a defensive pistol class. Those skills are better learned at dedicated courses.

So, please stop by and at least watch. You are more than welcome. If you

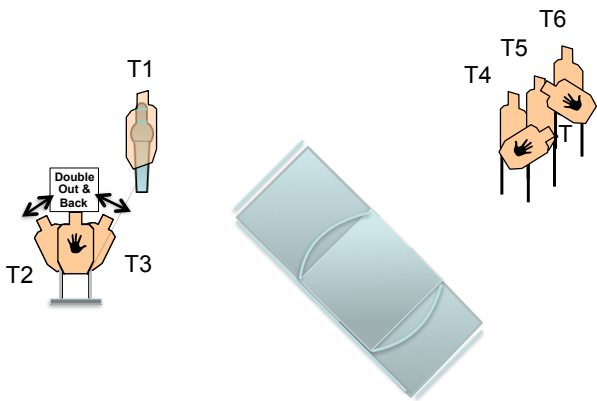
SCENARIO: You stiffed the waiter at Applebees because of crappy service so he and his friends follow you home. As you enter your yard you see him and he's pissed		
GUN READY CONDITION: Firearm holstered and loaded to division capacity, extra magazines on body.	STRINGS: 1	SCORING: 18 rounds, Vickers
STAGE PROCEDURE At audible, from P1 engage T1 then T2-T3 as you enter the yard. As you peek around the garden wall at P2, engage the popper T4 then T5-T6 as they appear	TARGETS: 5 targets, 1 popper	SCORED HITS: Best 2 per paper, Popper must fall
	START-STOP: Audible - Last shot	RULES: Audible - Last shot
	COVER GARMENT: Cover garment required	



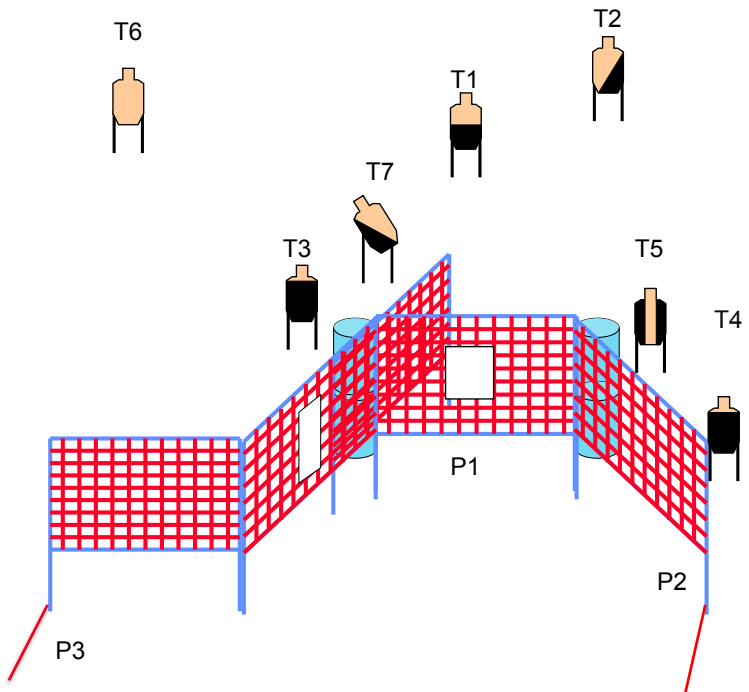
SCENARIO: You hear noises from behind Chilis and you investigate. You happen upon a drug deal and they begin shooting at you. You confront the leader then using cover, handle the bad guys		
GUN READY CONDITION: Holstered and loaded to division capacity	STRINGS: 18 rounds, Vickers	SCORING: 18 rounds, Vickers
STAGE PROCEDURE At audible, Engage T1 from P1. Proceed to P2 and engage T2 from behind cover. Move to P3 and engage S2 then T2. Engage T3 while on the move to P4. At P4, engage T4-T5 using cover. Move to P5 and engage S3-T6 using cover.	TARGETS: 7 targets, 2 poppers	SCORED HITS: Best 2 per paper, Popper must fall
	START-STOP: Audible - Last shot	RULES: Audible - Last shot
	COVER GARMENT: IDPA, cover garment required	



SCENARIO: You pull into Dick's Sporting Goods parking lot and are met with anti-gun peeps, surrounding you, ready to smash your car. Deal with it		
GUN READY CONDITION: Firearm is unloaded and laying on the dashboard, 2 magazines of 6 are laying next to you	STRINGS: 1	SCORING: Limited. 12 rounds. 6 targets
STAGE PROCEDURE At audible, load the firearm with six rounds and engage T1-T3 with 2 rounds each using your left hand only. The popper must fall. At slidlock, load the firearm with six rounds and engage T4-T6 with 2 rounds each using your right hand only	TARGETS: Best 2 per paper	SCORED HITS: Audible - Last shot
	START-STOP: Audible - Last shot	RULES: Cover garment required



SCENARIO: You hear noises outside. Peeking from the window you see a group of thugs tearing down your Trump sign and heading to your house, looking to break in. Handle the situation		
GUN READY CONDITION: Firearm holstered and loaded to division capacity, extra magazines on body.	STRINGS: 1	SCORING: Vickers, 14 rounds min. 7 targets
STAGE PROCEDURE At audible, from P1 engage T1-T2. As you retreat to P2, engage T3. From P2, engage T4-T5 from cover. From P3, engage T6-T7 from cover	TARGETS: Best 2 per paper	SCORED HITS: Audible - Last shot
	START-STOP: Audible - Last shot	RULES: Cover garment required



choose to participate, equipment requirements are modest. You will need a decent holster, IWB, OWB. No shoulder holsters or small-of-the-back holsters are allowed.

You will need a mag pouch capable of holding 2 magazines and of course eye and ear protection. More information can be found on the CCSSEF website

under shooting activities.
See you in April.

Walt

BOARD OF DIRECTORS

Mike Hagan, *Chairman*
president@ccfandg.org

Neil Jeneral, *Vice-Chair*
njeneral@ne.rr.com

Chris Wheeler, *Treasurer*

Rebecca Stearns, *Secretary*

Patrice Nesbitt, *Membership*
membership@ccfandg.org

Jack Commerford, *CRSO*
hammerhead3006@comcast.net

Ian Strimbeck, *CRTO*
runenationllc@gmail.com

Ron Coburn

Pete De Santis, *HP Rifle, 600 yd Matches*
americandesignhomes@gmail.com

Scott Dunn, *Cowboy Rifle Shooting*

Al Giles, *High Power Rifle*
angus77@myfairpoint.net.

Bill Arnott
williamarnott3@gmail.com

Gary LaFreniere, *Cowboy Action*

Dan Madden, *Land Stewart, Shotgun*

Chris Reynolds
csreynolds@outlook.com

Mike Wright, *Archery*

David Gaillardetz, *Law Enforcement Liaison*
dgaillardetz@ccssef.org

Ferry Brook Range
PO Box 233
Keene, NH 03431