



Cheshire County Shooting Sports Education Foundation

Tactical Steel STAGE 1




SCENARIO: Hit the target 5 times while retreating. You MUST be on the move as soon as the buzzer sounds and while shooting. Any stopping between or during shots will result in a penalty time of +:05 seconds for that string. Failure to hit the target five times will result in a penalty time of +:10 seconds for that string.

GUN READY CONDITION:

Novice, Rimfire and PCC classes at high ready. Other classes from holster with hands in surrender position.

STRINGS: 3

Lowest String Dropped





Cheshire County Shooting Sports Education Foundation

Tactical Steel STAGE 2



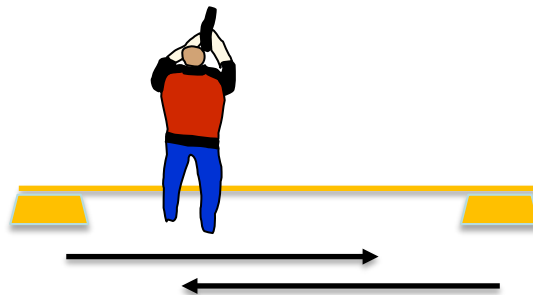

SCENARIO: Hit the target five times while moving from one square toward another. You may start at either square, but must use the opposite side for at least one start. You may move past the other square while shooting. You **MUST** be on the move as soon as the buzzer sounds and while shooting. Any stopping between or during shots will result in a penalty time of +:05 seconds for that string. Failure to hit the target five times will result in a penalty time of +:10 seconds for that string.

GUN READY CONDITION:

Novice, Rimfire and PCC classes at high ready. Other classes from holster with hands in surrender position.

STRINGS: 3

Lowest String Dropped





Cheshire County Shooting Sports Education Foundation

Tactical Steel STAGE 3



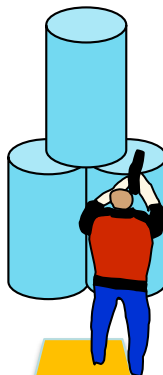
SCENARIO: Hit each of the white poppers twice before hitting the stop plate in the middle once. You MUST hit the white targets twice before shooting the stop plate in the middle. Failure to do so will result in a penalty time of +:10 seconds for that string.

GUN READY CONDITION:

Novice, Rimfire and PCC classes at high ready. Other classes from holster with hands in surrender position.

STRINGS: 3

Lowest String Dropped





Cheshire County Shooting Sports Education Foundation

Tactical Steel STAGE 4



SCENARIO: Hit the white plates and the yellow poppers once before you hit the stop plate in the middle. The two white plates in the front must be hit before proceeding to the yellow poppers in the back. Failure to engage the poppers in the proper order will result in a penalty time of +:10 seconds for that string. Failure to hit all the poppers before hitting the stop plate will result in a penalty time of +:10 seconds for that string.

GUN READY CONDITION:

Novice, Rimfire and PCC classes at high ready. Other classes from holster with hands in surrender position.

STRINGS: 3

Lowest String Dropped





Cheshire County Shooting Sports Education Foundation

Tactical Steel STAGE 5




SCENARIO: Hit the target five times. You must shoot from behind each set of barrels for at least one shot. Failure to hit the target five times will result in a penalty time of +:10 seconds for that string. Failure to shoot from both barrels will result in a penalty time of +:10 seconds for that string.

GUN READY CONDITION:

Novice, Rimfire and PCC classes at high ready. Other classes from holster with hands in surrender position.

STRINGS: 3

Lowest String Dropped





Cheshire County Shooting Sports Education Foundation
Tactical Steel STAGE 6



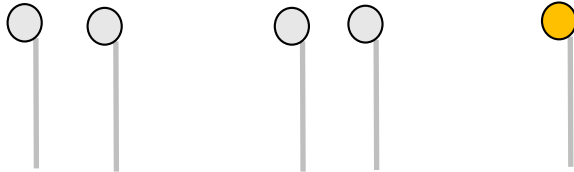
SCENARIO: Hit each of the targets once before shooting the stop plate. Failure to hit all the poppers before hitting the stop plate will result in a penalty time of +:10 seconds for that string.

GUN READY CONDITION:

Novice, Rimfire and PCC classes at high ready. Other classes from holster with hands in surrender position.

STRINGS: 3

Lowest String Dropped





Cheshire County Shooting Sports Education Foundation



STAGE

SCENARIO:.

GUN READY CONDITION:

Novice, Rimfire and PCC classes at high ready. Other classes from holster with hands in surrender position.

STRINGS: 3

Lowest String Dropped

